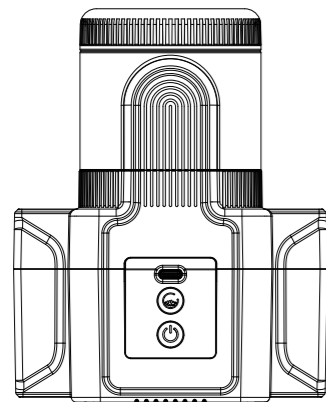


MyToys®
my toys, my joys!

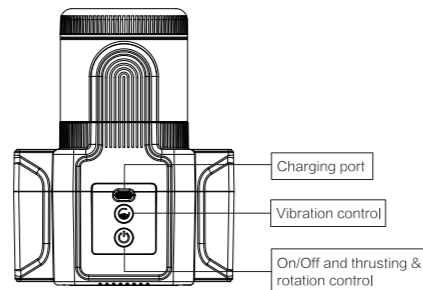


MyShot – User Manual

Features

- A unique camera shaped design
- Thanks to two open ended sleeves, it provides different stimulation options
- Detachable design, suitable for different sizes
- Soft and safe materials
- 7 vibration and 7 thrusting & rotating functions
- USB rechargeable
- Easy to detach and clean

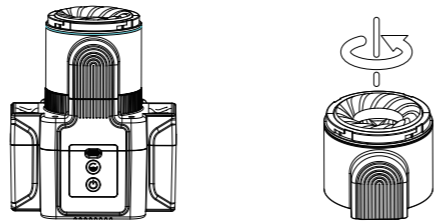
Operation



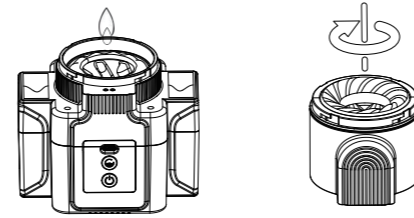
- Push and hold the “Ⓞ” button for 1.5 seconds to turn it on, it will then vibrate twice;
- Shortly push the “Ⓞ” button to cycle through the 7 different thrusting and rotation pattern;
- Shortly push the “Ⓞ” button to cycle through the 7 different vibration patterns;
- Double push the “Ⓞ” button to pause the vibration, click again to resume;
- Double push the “Ⓞ” button to pause the thrusting and rotating motion, click it again to resume;
- Push and hold the “Ⓞ” button for 2 seconds to turn off the unit.

How to use

1. Twist and remove the cover
2. Remove the “lens” by counterclockwise rotation

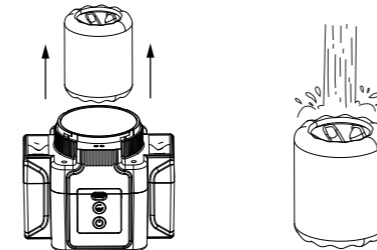


3. Apply some water-based lubricant
4. Assemble the “lens” by clockwise rotation




How to clean

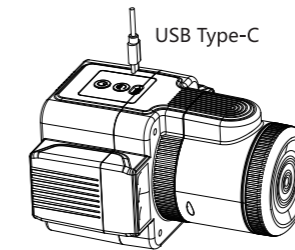
1. Twist and pull out the sleeve
2. Clean the sleeve separately



3. Rinse the “lens” under the tap (the sleeve cannot be removed from the “lens” part)



How to charge



Please use the Type-C USB charging cable (included) to charge. It takes 3 hours for a full charge.

Specification

- Material:** ABS and TPE
- Unit size:** 130 x 100 x 163.3 mm
- Camera sleeve size:** 55 x 70 mm
- Lens sleeve size:** 60 x 55 mm
- Operation time:** 1 hours
- Charging time:** 3 hours
- Modes:** 7
- Noise:** ≤60 dB

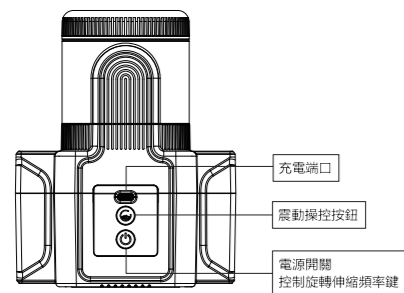
Care and guarantee

Before and after each use, please rinse the inner cup with water and soap and keep it afterwards in a dry and cool place, then install it in the main unit (please don't wash the main unit under water). This product is guaranteed for 1 year from the date of purchase. If you do experience problems, please first contact the vendor you bought the product from with the original purchase receipt.

特點

- 獨特和隱蔽性的照相機造型設計
- 雙開口通道，為您提供不同的體驗刺激
- 可拆卸式設計，適合不同尺寸的大小
- 柔軟和安全的材料
- 7種震動、伸縮和旋轉功能
- USB可充電設計
- 易於拆卸和清潔


如何操作



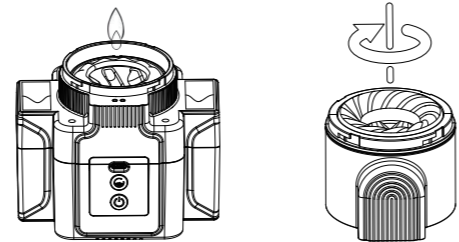
- 長按“Ⓞ”按鍵1.5秒開機，產品會震動2下；
- 短按“Ⓞ”按鍵切換7種伸縮旋轉的頻率；
- 短按“Ⓞ”按鍵切換7種不同震動模式；
- 雙擊“Ⓞ”按鍵暫停震動功能，再短按下即可恢復繼續運行；
- 雙擊“Ⓞ”按鍵暫停伸縮旋轉功能，再短按下即可恢復繼續運行；
- 長按“Ⓞ”按鍵2秒關閉整個產品（斷電）。

如何使用

1. 扭開並取下蓋子
2. 逆時針旋轉以移除鏡頭端，然後取出鏡頭端

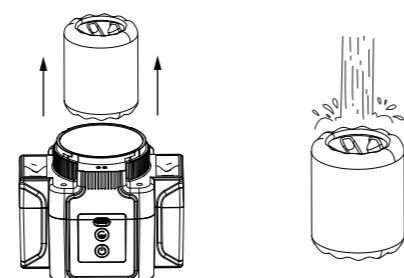


3. 塗上適量的水性潤滑劑
4. 順時針旋轉安裝鏡頭端



如何清潔

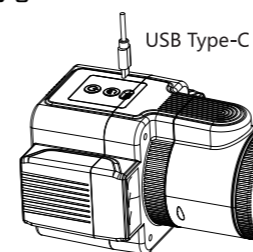
1. 從相機上旋轉並拉出軟膠
2. 單獨清潔相機端軟膠



3. 用水沖洗鏡頭端（鏡頭端的軟膠不可拆卸）



如何充電



請使用 Type-C 充電線（已附贈）進行充電。充滿電需要 3 小時。

規格

- 材質:** ABS和TPE
- 產品尺寸:** 130 x 100 x 163.3 毫米
- 攝像機軟膠尺寸:** 55 x 70 毫米
- 鏡頭端軟膠尺寸:** 60 x 55 毫米
- 工作時長:** 1 小時
- 充電時間:** 3 小時
- 模式數量:** 7種
- 噪音:** ≤60 分貝

護理和質保

每次使用前後，請用清水和肥皂清洗內杯，然後將其放在乾燥、陰涼的地方，再將其安裝到主機上（請勿將主機浸入水中清洗）。本產品自購買之日起保修一年。如果您遇到問題，請首先聯繫您購買產品的供應商，並提供原始購買收據。